

SONAR EDGE PULL

Our latest range of flush fitted cabinet pulls, designed by Christina Roberts, are inspired by both sound and movement. As the name suggests, sonar is a pulse used for detecting and measuring, which was the perfect name for this beautiful, sleek pull handle.

Christina created a statement lip edge pull, by increasing the size for both practical and visual purposes. The shape and edge were paramount in the design and took many attempts to perfect. Her aim was to ensure the handle could be used throughout projects, but especially in a busy working kitchen, where grip for movement is particularly important.



The pull is designed to sit flush within a door or drawer edge, creating a surface for our finishes to radiate across. With nine different solid living and plated metal finishes, the pull can fit perfectly within most interior projects. Due to their asymmetrical form, they would also look particularly good when used in pairs on double doors, side by side.

The solid brass is impressively heavy weighted, which furthermore adds to the quality. Our living finishes are designed to change and develop over time and with use. This aging process can transform the finish and intensify the look. Brass components are polished and then treated using several different techniques to change the surface, either by accelerated aging, as with Vintage and Burnished finishes, or brushing as with our Satin Brass.

Supplied with slotted screws in matching finishes, add an industrial feature to finish off the look.

We offer five standard sizes, 50mm, 100mm, 150mm, 200mm and 300mm.

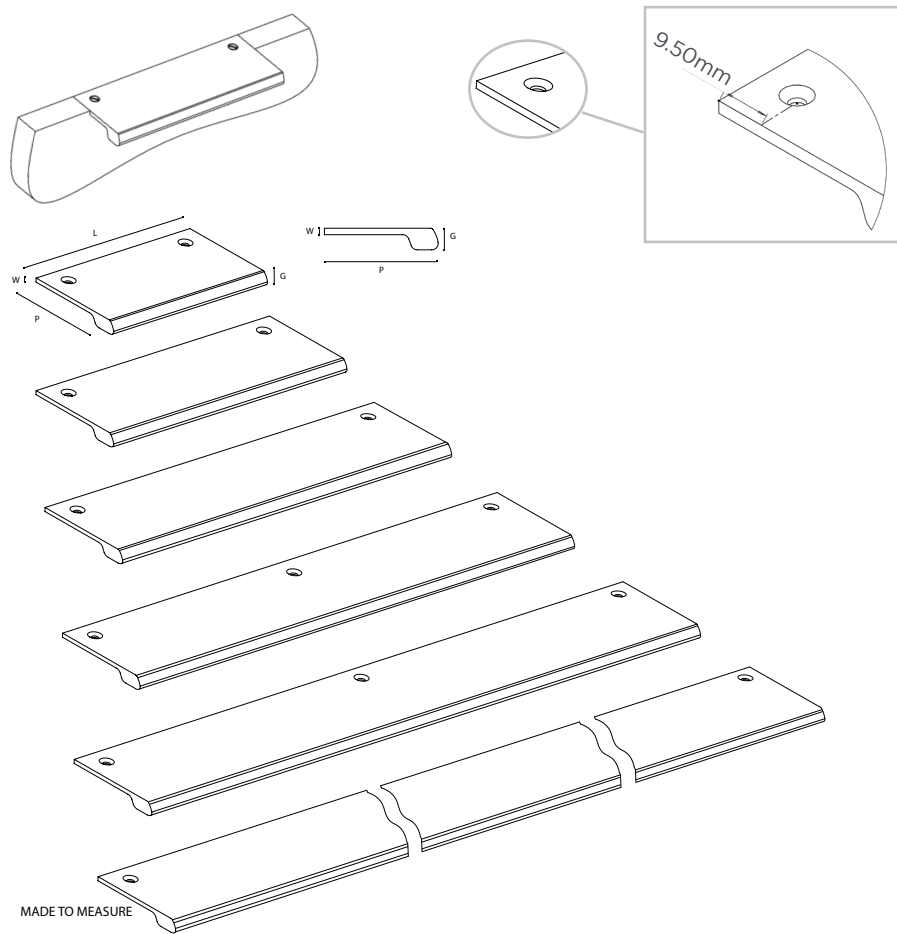
However, to allow further customisation we are now offering a 'made to measure' service up to 1 metre.



SOLID

SONAR CABINET HANDLE - S1102

RECESSED FLUSH WITH TOP OF DRAWER




NAME	CODE	LENGTH	DIMENSIONS (MM)		GRIP
			PROJECTION	WIDTH	
SONAR CABINET PULL - 50mm	S1102	50	53	3	10
SONAR CABINET PULL - 100mm	S1102	100	53	3	10
SONAR CABINET PULL - 150mm	S1102	150	53	3	10
SONAR CABINET PULL - 200mm	S1102	200	53	3	10
SONAR CABINET PULL - 300mm	S1102	300	53	3	10
MADE TO MEASURE*	-	51-1000	53	3	10

- 5 stock lengths

*Made to measure service from 51 to 1000mm. Contact sales@turnstyledesigns.com for details.

METAL FINISHES



MADE TO MEASURE SERVICE AVAILABLE

