


PIPE RANGE

Initially created for our Bonneville and Norton designs back in 2019, the Pipe shape was created to compliment the oversized and bold door lever designs inspired by the Great British Motorbikes of the 1950's.


This style has now been extended using some of Turnstyle's most popular Amalfine™ grip designs, Faceted and Wire as well as a solid, hammered and part hammered range. Lending themselves nicely to an industrial-luxury style, these designs come in both levers and door pull handles both still using the decorative caps and collars from the original Bonneville style, available in leather Stitch In and Stitch Out, Solid and Hammered designs.

The new Amalfine™ designs are available in over 36 different Amalfine™ finish combinations, these new designs sit perfectly alongside all of Turnstyle's existing Faceted and Wire products to fully complete your look.




AMALFINE™

Faceted Lever Handle - QA4500




Projection: 65mm | 58mm Round Rose

Wire Lever Handle - QA4222



Projection: 65mm | 58mm Round Rose

Norton Lever Handle - QA2020




Projection: 65mm | 58mm Round Rose

NAME	CODE	ROSE (mm)	LENGTH (mm)	PROJECTION (mm)	WIDTH (mm)
FACETED PIPE RECESS AMALFINE LEVER HANDLE	QA4500	58	148	65	25
WIRE PIPE RECESS AMALFINE LEVER HANDLE	QA4222	58	148	65	25
NORTON PIPE RECESS AMALFINE LEVER HANDLE	QA2020	58	148	65	25

AMALFINE™ FINISHES




METAL FINISHES




AMALFINE™


Faceted Pull Handle - QA4779



Wire Pull Handle - QA4935




Norton Pull Handle - QA4802



AMALFINE™ FINISHES



METAL FINISHES



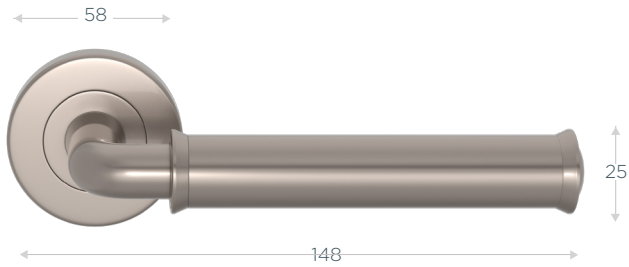
NAME	CODE	CENTRE (mm)	LENGTH (mm)	PROJECTION (mm)	WIDTH (mm)
FACETED PIPE RECESS AMALFINE PULL HANDLE	QA4779	400	423	58	22
WIRE PIPE RECESS AMALFINE PULL HANDLE	QA4935	400	423	58	22
NORTON PIPE RECESS AMALFINE PULL HANDLE	QA4802	400	423	58	22



TURNSTYLE
DESIGNS


SOLID AND HAMMERED

Bonneville Lever Handle - QS2700



Projection: 65mm | 58mm Round Rose


Bonneville Lever Handle - QH2700




Projection: 65mm | 58mm Round Rose

NAME	CODE	ROSE (mm)	LENGTH (mm)	PROJECTION (mm)	WIDTH (mm)
BONNEVILLE SOLID LEVER HANDLE	QS2700	58	148	65	25
BONNEVILLE SOLID HAMMERED LEVER HANDLE	QH2700	58	148	65	25

SOLID FINISHES



SOLID HAMMERED FINISHES



SOLID

SOLID HAMMERED

PART HAMMERED

Bonneville Pull Handle - QS4400




Bonneville Pull Handle - QH4400




Bonneville Pull Handle - QP5000



SOLID FINISHES



SOLID HAMMERED FINISHES




NAME	CODE	CENTRE (mm)	LENGTH (mm)	PROJECTION (mm)	WIDTH (mm)
BONNEVILLE PIPE SOLID PULL HANDLE	QS4400	400	423	58	22
BONNEVILLE PIPE SOLID HAMMERED PULL HANDLE	QH4400	400	423	58	22
BONNEVILLE PIPE PART HAMMERED PULL HANDLE	QP5000	400	423	58	22




LEATHER

Bonneville Stitch In Lever Handle - QL2242



Projection: 65mm | 58mm Round Rose

Bonneville Stitch Out Lever Handle - QL2004




Projection: 65mm | 58mm Round Rose

NAME	CODE	ROSE (mm)	LENGTH (mm)	PROJECTION (mm)	WIDTH (mm)
BONNEVILLE STITCH IN PIPE RECESS LEATHER LEVER HANDLE	QL2242	58	148	65	25
BONNEVILLE STITCH OUT PIPE RECESS LEATHER LEVER HANDLE	QL2004	58	148	65	25

LEATHER FINISHES



SOLID FINISHES




TURNSTYLE
DESIGNS

LEATHER


Bonneville Stitch In Pull Handle - QL2808




Bonneville Stitch Out Pull Handle - QL4569



LEATHER FINISHES



SOLID FINISHES



NAME	CODE	CENTRE (mm)	LENGTH (mm)	PROJECTION (mm)	WIDTH (mm)
BONNEVILLE STITCH IN PIPE RECESS LEATHER PULL HANDLE	QL2808	400	423	58	22
BONNEVILLE STITCH OUT PIPE RECESS LEATHER PULL HANDLE	QL4569	400	423	58	22



TURNSTYLE
DESIGNS